



## JEER3004ZCT

### EPI SUPERFAST SOFT RECOVERY RECTIFIER

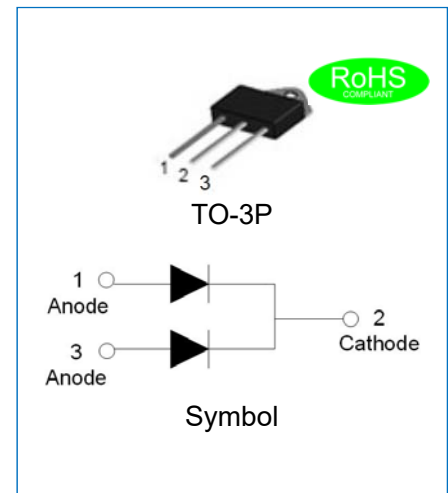
Rev.1.7

#### DESCRIPTION

- ✧ Plastic package has underwriters laboratory flammability classification 94V-0
- ✧ Lead free in comply with EU RoHS 2011/65/EU directives
- ✧ Low reverse leakage current
- ✧ Superfast recovery time and soft recovery characteristics
- ✧ Low recovery loss

#### MECHANICAL DATA

- ✧ Case: TO-3P molded plastic over passivated junction
- ✧ Terminals: Solder plated, solderable per J-STD-002
- ✧ Internally constructed isolated package is offered for ease of heat sinking with highest isolation voltage



#### ABSOLUTE MAXIMUM RATING (Rating at 25°C ambient temperature unless otherwise specified.)

Parameter	Symbol	JEER3004ZCT	Unit
Maximum repetitive peak reverse voltage	$V_{RRM}$	400	V
Maximum DC blocking voltage	$V_{DC}$	400	V
Average forward current at $T_C=100^{\circ}\text{C}$	$I_{F(AV)}$	30	A
Peak forward surge current: 8.3ms single half sine-wave superimposed on rated load (per diode)	$I_{FSM}$	200	A
Junction temperature and storage temperature range	$T_j, T_{stg}$	-55 to +150	$^{\circ}\text{C}$

#### ISOLATION CHARACTERISTICS

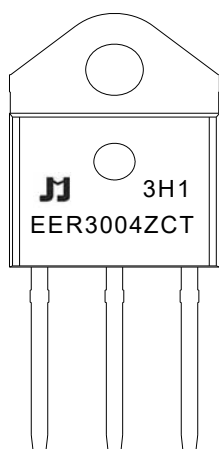
Symbol	Parameter	Conditions	Min.	Typ.	Max.	Unit
$V_{isol(RMS)}$	RMS isolation voltage	50Hz $\leq f \leq$ 60Hz, RH $\leq$ 65%, from all pins to external heatsink, sinusoidal waveform, clean and dust free	-	-	2500	V
$C_{isol}$	Isolation capacitance	from cathode to external heatsink	-	10	-	pF

**ELECTRICAL CHARACTERISTICS**(Rating at 25℃ ambient temperature unless otherwise specified.)

Parameter		Symbol	Min.	Typ.	Max.	Unit
Forward voltage	$I_F=15A, T_j=25^{\circ}C$	$V_F$	-	-	1.3	V
Reverse current	$V_R=400V, T_j=25^{\circ}C$	$I_R$	-	-	5	$\mu A$
	$V_R=400V, T_j=150^{\circ}C$		-	-	300	
Reverse recovery time	$I_F=0.5A, I_R=1.0A, I_{rr}=0.25A$	$t_{rr}$	-	-	35	ns

**THERMAL RESISTANCES**

Symbol	Parameter	Min.	Typ.	Max.	Unit
$R_{th(j-mb)}$	Thermal resistance from junction to mounting base with heatsink compound, per diode	-	0.8	2.0	$^{\circ}C/W$
	Thermal resistance from junction to mounting base with heatsink compound, both diodes conducting	-	-	1.2	$^{\circ}C/W$
$R_{th(j-a)}$	Thermal resistance from junction to ambient	-	45	-	$^{\circ}C/W$

**MARKING**

EER	EPI Superfast Recovery Rectifier
30	$I_{F(AV)}=30A$
04	$V_{RRM}:400V$
Z	Package: TO-3P
CT	Common cathode

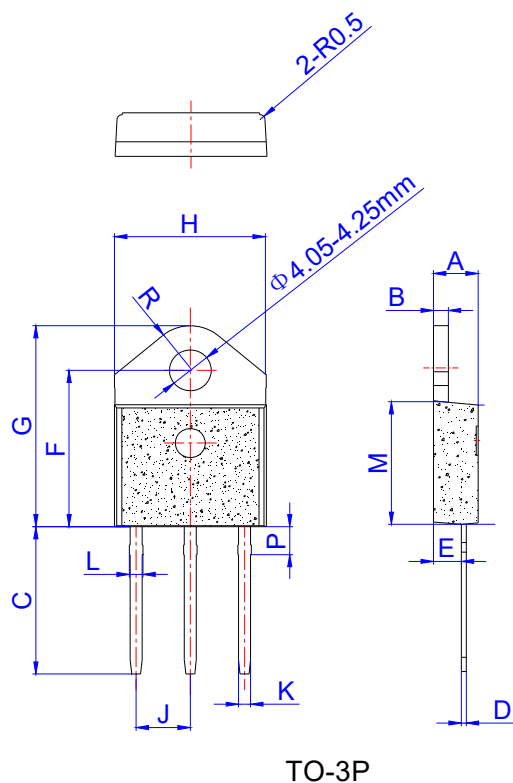
xH1: Month, 1/2/3~9/A/B/C3x1:

2018	2019	2020	2021	2022	2023	2024
H	I	J	K	L	M	N
2025	2026	2027	2028	2029	2030	...
O	P	Q	R	S	T	...

3Hx: Batch number**ORDERING INFORMATION**

J	E	E	R	30	04	Z	CT
JieJie Microelectronics	Epi Superfast		Rectifier	$I_{F(AV)}=30A$	$V_{RRM}:400V$	Package:TO-3P	Common cathode

## PACKAGE MECHANICAL DATA



Ref.	Dimensions					
	Millimeters			Inches		
	Min.	Typ.	Max.	Min.	Typ.	Max.
A	4.40		4.60	0.173		0.181
B	1.45		1.55	0.057		0.061
C	14.35		15.60	0.565		0.614
D	0.50		0.70	0.020		0.028
E	2.70		2.90	0.106		0.114
F	15.80		16.50	0.622		0.650
G	20.40		21.10	0.803		0.831
H	15.10		15.50	0.594		0.610
J	5.40		5.65	0.213		0.222
K	1.10		1.40	0.043		0.055
L	1.35		1.50	0.053		0.059
M	12.37		12.77	0.487		0.503
P	2.80		3.00	0.110		0.118
R		4.35			0.171	

## PACKAGE INFORMATION-TO-3P

OUTLINE	UNIT WEIGHT (g/PCS) TYP	TUBE (PCS)	PER CARTON (PCS)
TUBE	4.805	30	2,250

## CHARACTERISTICS CURVE

FIG.1: Typical forward characteristics

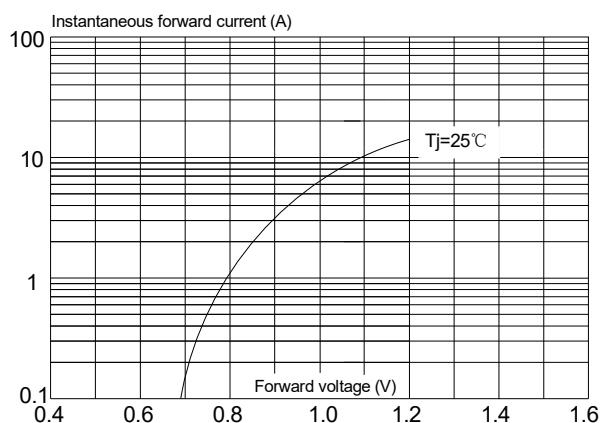


FIG.2: Typical reverse characteristics

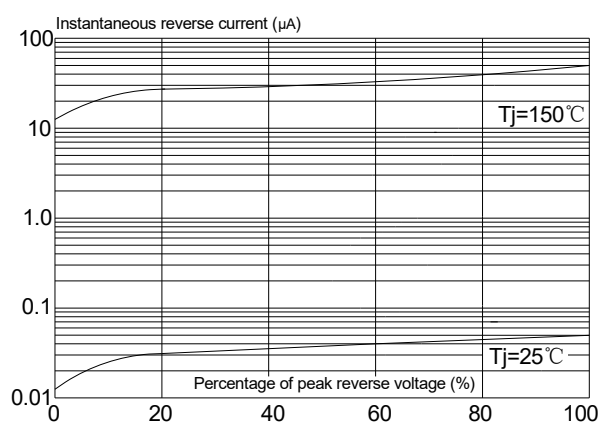


FIG.3: Maximum non-repetitive peak forward surge current(8.3ms single half sine-wave)

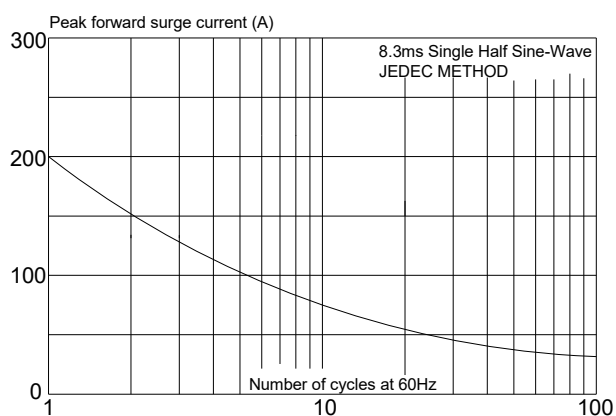
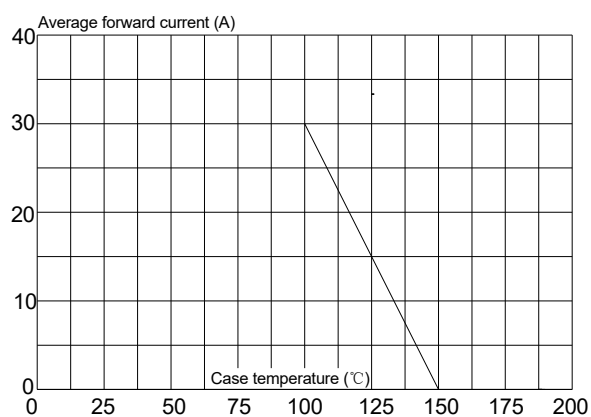


FIG.4: Forward current derating curve





JieJie products are not designed for, and shall not be used for, any purpose (including, without limitation, automotive, military, aerospace, medical, life-saving, life-sustaining or nuclear facility applications, devices intended for surgical implant into the body, or any other application in which the failure or lack of desired operation of the product may result in personal injury, death, or property damage) other than those expressly set forth in applicable JieJie product documentation. Warranties granted by JieJie shall be deemed void for products used for any purpose not expressly set forth in applicable JieJie documentation. JieJie shall not be liable for any claims or damages arising out of products used in applications not expressly intended by JieJie as set forth in applicable JieJie documentation. The sale and use of JieJie products is subject to JieJie terms and conditions of sale, unless otherwise agreed by JieJie.

Information furnished in this document is believed to be accurate and reliable. However, Jiangsu JieJie Microelectronics Co., Ltd. assumes no responsibility for the consequences of use without consideration for such information nor use beyond it.

Information mentioned in this document is subject to change without notice, apart from that when an agreement is signed, Jiangsu JieJie complies with the agreement.

Products and information provided in this document have no infringement of patents. Jiangsu JieJie assumes no responsibility for any infringement of other rights of third parties which may result from the use of such products and information.

This document is the 1.7th version which is made in 10-July-2025. This document supersedes and replaces all information previously supplied.



is a registered trademark of Jiangsu JieJie Microelectronics Co., Ltd.

Copyright ©2025 Jiangsu JieJie Microelectronics Co., Ltd. Printed All rights reserved.